



Space Party

Event Planning Kit

The easy kit designed to help you plan an awesome event for every Girl Scout in your community.

Space Party Time!

Looking to throw an out-of-this-world Space Party for your Girl Scouts? We have a party ready for your astronauts, pilots, and galaxy visitors. Get ready for liftoff—in this kit you'll find inspiration for the most memorable party ever!

This event kit is designed with you in mind. We've included activities, tips, tricks, and much more to guarantee an epic Space Party! We've done all the work for you, so you just have to adjust to your liking and set a date!

Let's get started...



Space Party Basics

Looking to throw an out-of-this-world event for your Girl Scouts?
Let's start with your Space Party basics.

Who?

Who will be invited to the event—older girls, younger girls, mixed age groups? Be sure to send out invites and post on social media for the best outcome!

When?

Be sure to pick a time and day that works best for everyone. Keep in mind this event should be adjusted to work for your troop. Will this be a day event with drop-off and pickup?

Where?

Where will you host the event: your meeting place, your local church, or a museum? There are so many options. Just remember to submit a TANP should the event take place out of your troop meeting place.

What?

What supplies will you need and what activities will take place? Be sure to check out our tips and activities provided in this guide!

How?

How will you keep this girl-led? Will you ask girls what activities they are interested in beforehand? Will adults be invited? Will you customize this event to the time of year? The possibilities are endless!

Space Party Resources

Earn a Fun Patch:

Grab one of these patches so your scouts can remember this epic party! All patches can be purchased online at <https://www.girlscouts.org/> or by calling your local GSHH shop.



Local Resources:

There are so many local resources at your disposal! Use them wisely. The following is a list of local museums:



Intrepid Museum: New York, NY

Hudson River Museum: Yonkers, NY

Cradle of Aviation: Garden City, NY

American Museum of Natural History: New York, NY

*Note: Any event or meeting outside of your usual meeting place requires a Trip Activity Notification Packet submitted to your Service Unit Manager and Council for trip approval.



Space Party Shopping List

Snacks

Popcorn
Chips
Cookies
Ice Cream
Cupcakes
Water
Juice

Decorations

Tablecloths
Balloons
Banners
Pillows
Blankets
Cups
Plates
Utensils

Activity Supplies:

Activity Worksheets
Markers
Crayons
Colored Pencils
Paint
Paintbrushes
Scissors
Glue
Tape

Game Supplies:

Blindfolds
Exercise Balls
Music Speaker

Miscellaneous:

GS Patches
Swaps
Garage Bags

Pro Tip: Assign each troop a planet and ask them to bring a snack and drink to contribute based on the planet.

Note: Be sure to account for all allergies ahead of event



Space Party Activities

Astronaut Blind Taste Test

Eat like an astronaut! Purchase an array of freeze-dried foods and arrange them in cups. Distribute the snacks, a blindfold, and a taste test sheet to each girl. Ask each girl to guess each snack and write their guesses on the sheet. You may decide to give prizes to the girls who have guessed the most snacks correctly.

DIY Moon Rock

Who doesn't love painting? For this activity, each Girl Scout will be able to design their own moon rock. You may purchase blank rocks or collect some from outside. Sit back and watch the room fill with creativity and laughter.

Space Party Activity Sheets

We love exciting activities and we're sure your girls will too! We've given you an Astronaut Name activity sheet and an Interactive Puzzle activity sheet that we're positive will be a hit! *Activity Sheets included in this packet*

Space Party Coloring Sheets

We've created space-themed coloring page that will surely be a hit! This is the perfect icebreaker activity for all ages, and the girls can take it home. All you need are crayons and some imagination. *Coloring Sheets are included in this packet*



Space Party Games

Star Light

Choose two kids to be the Star Catchers. Have the other kids line up in two straight lines on the opposite side of the playing area. One star catcher yells, “Star Light, Star Bright.” The other one yells, “How many stars are out tonight?” As soon as they say that, the other children try to run to the opposite line without getting tagged by the Star Catchers. The children who are tagged are out. As soon as all of the “stars” are caught, the game begins again.

Musical Planets

This is a musical chairs game with a twist. Instead of chairs, set up balls that are sturdy enough for kids to sit on (one fewer than the number of kids playing). These are the planets. Have the kids walk around the balls while music is playing. When the music stops, all of the kids try to sit on a planet. The child who doesn't get a planet to sit on is out of the game.

Moonwalk Freeze Dance

While standing, the children should dance and move with the music. When the music stops, everyone should freeze. Those who don't stop moving should be eliminated. The person who is left standing at the end wins the game.

WHAT'S YOUR ASTRONAUT NAME?

COMBINE THE FIRST LETTER OF YOUR NAME:

A. STAR

B. GALATIC

C. COMET

D. LUNAR

E. SUPERNOVA

F. ASTRO

G. COSMO

H. NEUTRON

I. SATURN

J. BLAZING

K. PLUTO

L. ASTEROID

M. ULTRA

N. MIKLY WAY

O. CLOUD

P. NITRO

Q. MARS

R. GALAXY

S. FIREBALL

T. MOONCHASER

U. CORE

V. JUPITER

W. NEBULA

X. LUNA

Y. NIGHT

Z. MEGA

AND THE MONTH YOU WERE BORN:

JANUARY: ORBIT

FEBRUARY: FLASH

MARCH: COMET

APRIL: ROCKET

MAY: STORM

JUNE: MASTER

JULY: GRAVITY

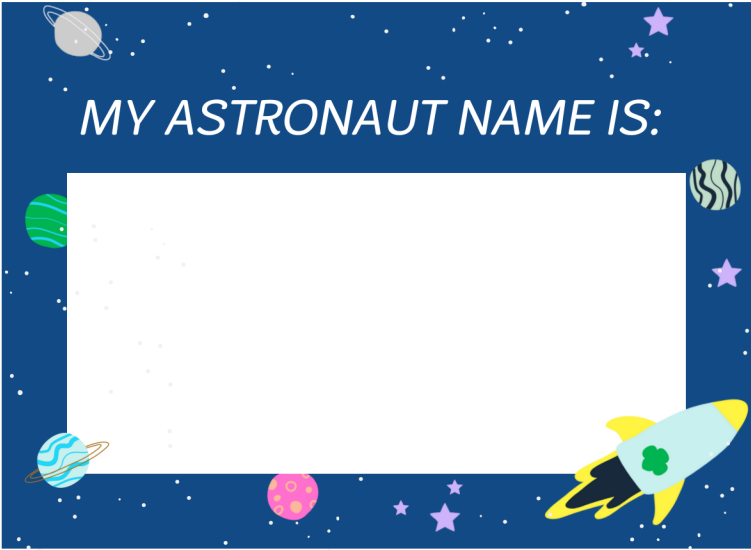
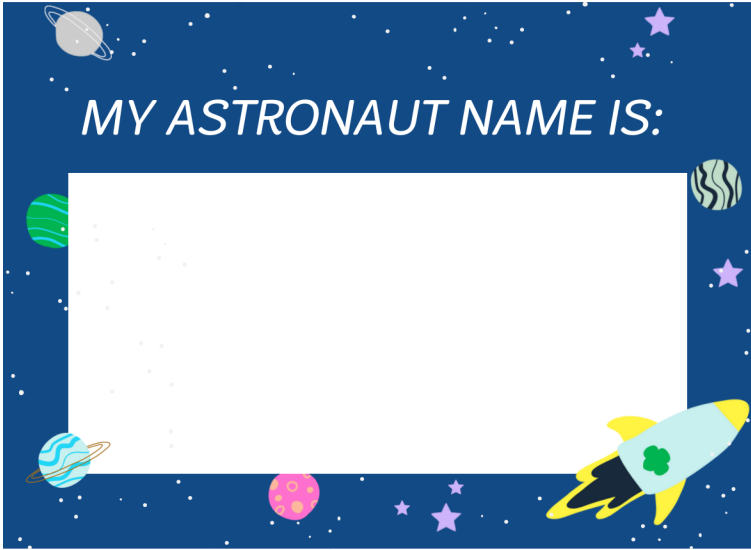
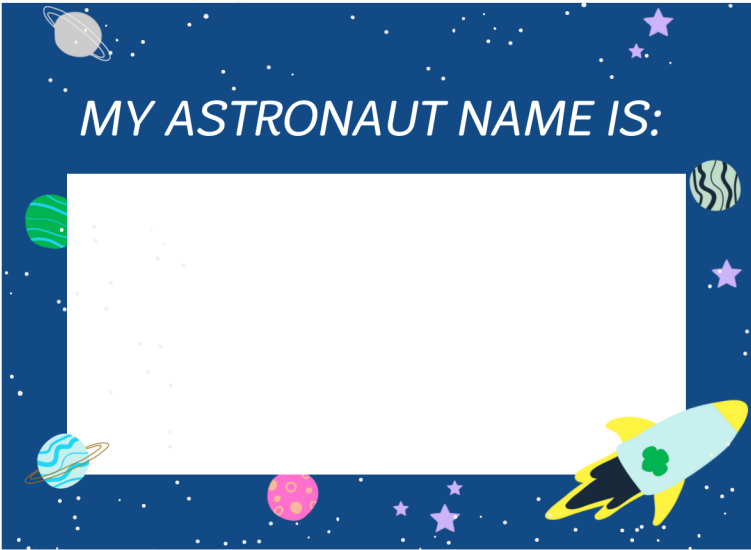
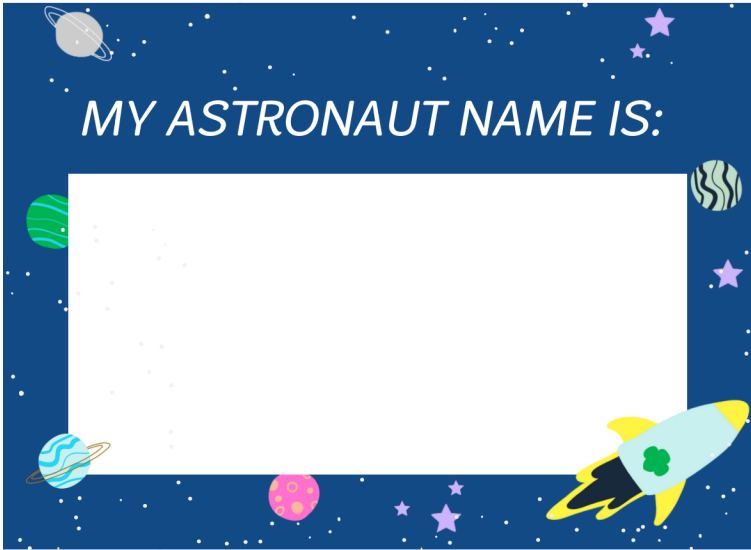
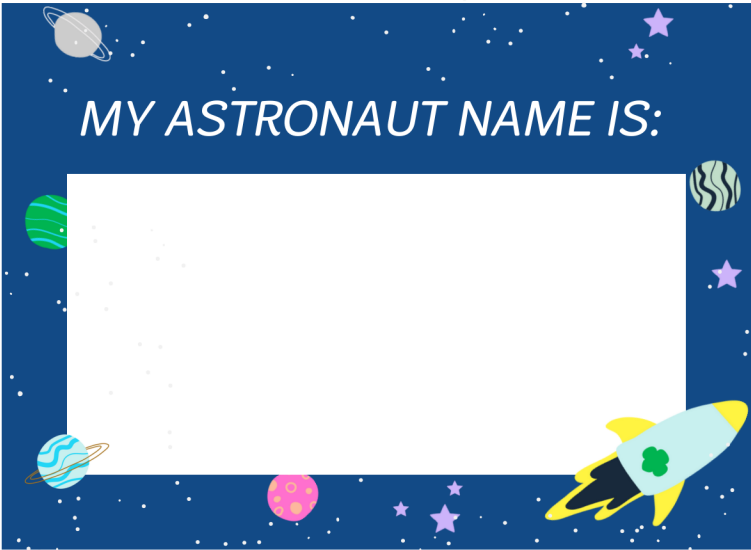
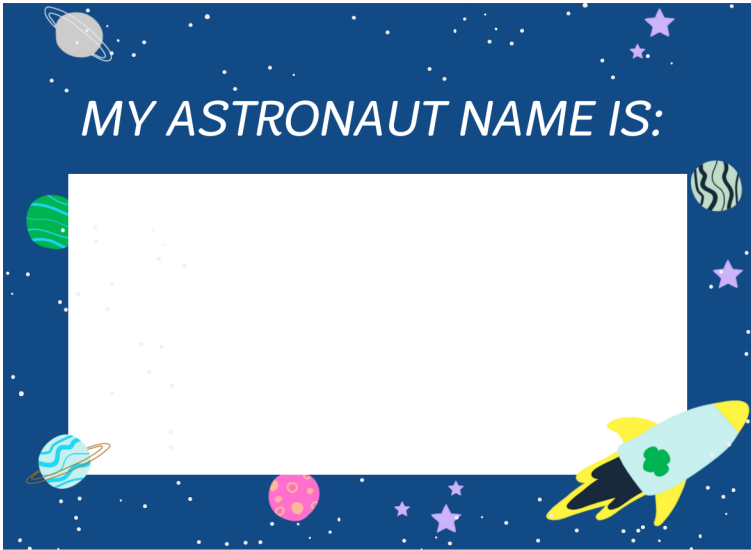
AUGUST: MERCURY

SEPTEMBER: ZOOM

OCTOBER: BUZZ

NOVEMBER: PLANET

DECEMBER: GALAXY



ASTRONAUT FOOD TASTE TEST

TEST WHAT ASTRONAUT FOOD AM I?

WAS I CORRECT?

1

WHAT ASTRONAUT FOOD AM I?

2

WHAT ASTRONAUT FOOD AM I?

3

WHAT ASTRONAUT FOOD AM I?





4

WHAT ASTRONAUT FOOD AM I?

5

WHAT ASTRONAUT FOOD AM I?

6





WORD SCRAMBLE:

ONOM _____


USN _____


ASPEC _____


HELP ASTRO THE CAT
GET BACK ON THE
SHIP!



I SPY: HOW MANY
PLANETS DO YOU
SEE?







Space Party Example Itinerary

Event Date: 09-28-2026

Event Venue: Parksville Elementary

Event Start Time: 6:00

Girls Attending: 41

Event End Time: 8:30

Leaders Attending: 13

Event Set Up
5:15-6:00

Set up event supplies, activities, and games

Event Start Time:
6:00

Welcome in all Girl Scouts and Families

6:15-6:45

Introductions, Discuss Event Itinerary, Recite Girl Scout Law and Promise, Snacks, Ice Breaker Coloring Sheet

6:45-7:15

Activity/ Game 1: ***What's Your Astronaut Name?***

7:15-7:30

Clean Up, Bathroom Break

7:30-8:15

Activity/ Game 2: ***Moonwalk Freeze Dance & Activity Sheets***

7:30-8:15

Activity/ Game 3: ***Choice of DIY Moonwalk & Musical Planets***

Event End Time:
8:15-8:30

Recite Girl Scout Law and Promise, Goodbyes, Give Each Girl/Leader Event Evaluation sheet

Event Clean Up:
8:30-9:15

Event Clean Up - Service Unit Team event recap

Note: The itinerary above is a two and a half hour event example. Events may be longer and should be adjusted to your liking based on your Service Unit and Community.

Space Party Itinerary

Event Date: _____ Event Venue: _____

Event Start Time: _____ Girls Attending: _____

Event End Time: _____ Leaders Attending: _____

Event Set Up

Event Start Time:

Time:

Time:

Time:

Time:

Time:

Event End Time:

Event Clean Up:

Space Party You Did It!

Please review Safety Activity Checkpoints and Volunteer Essentials for any high-risk activities that you may have planned.

Most of all, we hope the girls have a great time. We look forward to seeing photos of the Space Party. Please email photos to socialmedia@girlscoutshh.org or membercare@girlscoutshh.org

Feel free to reach out to Community Engagement team for support. If you plan to use this kit, please let your Community Engagement Retention Specialist know! This way we can assist and add your event to our calendar.

Thank you for creating Girl Scouts' friendships and memories—you're making a difference in the lives of Girl Scouts!

